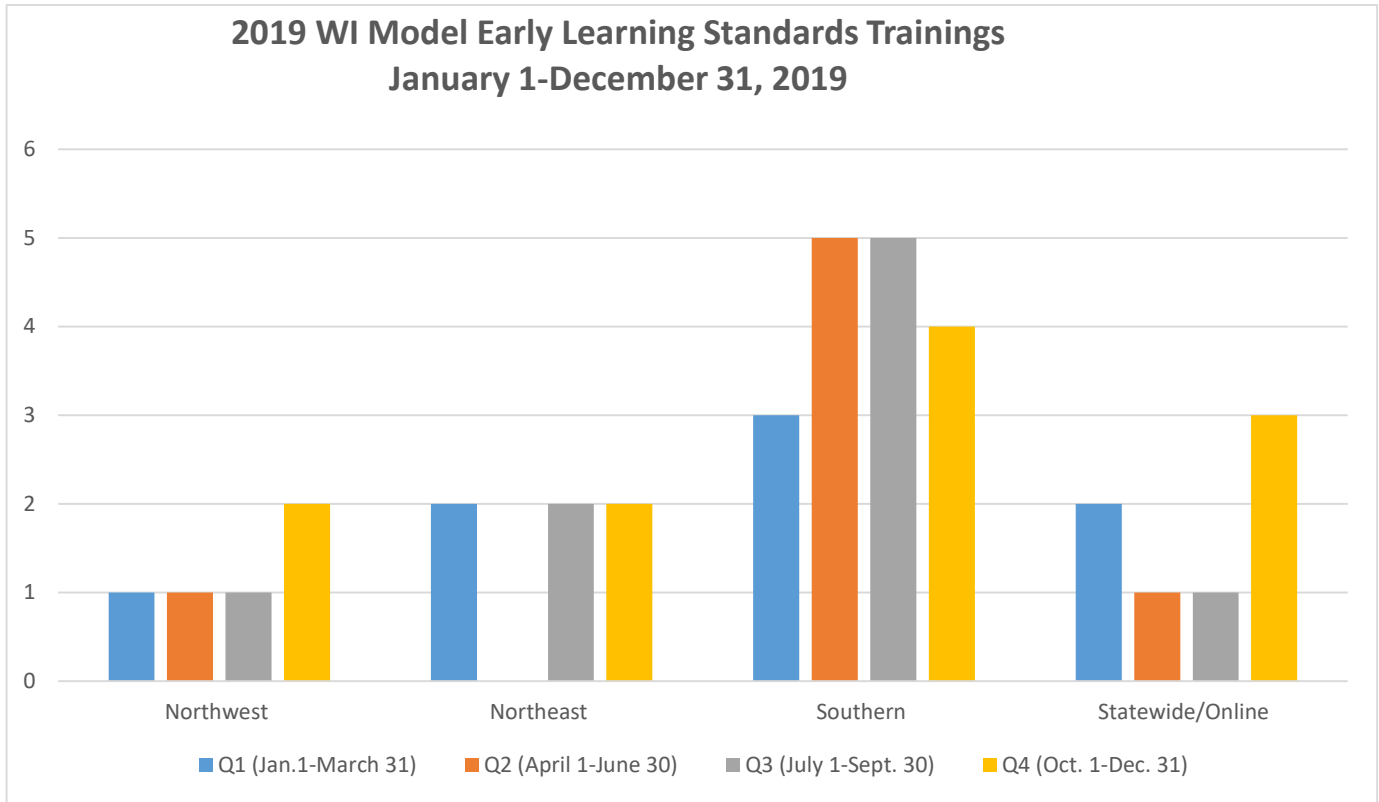


# WI Model Early Learning Standards Training Report

January 1, 2019-December 31, 2019

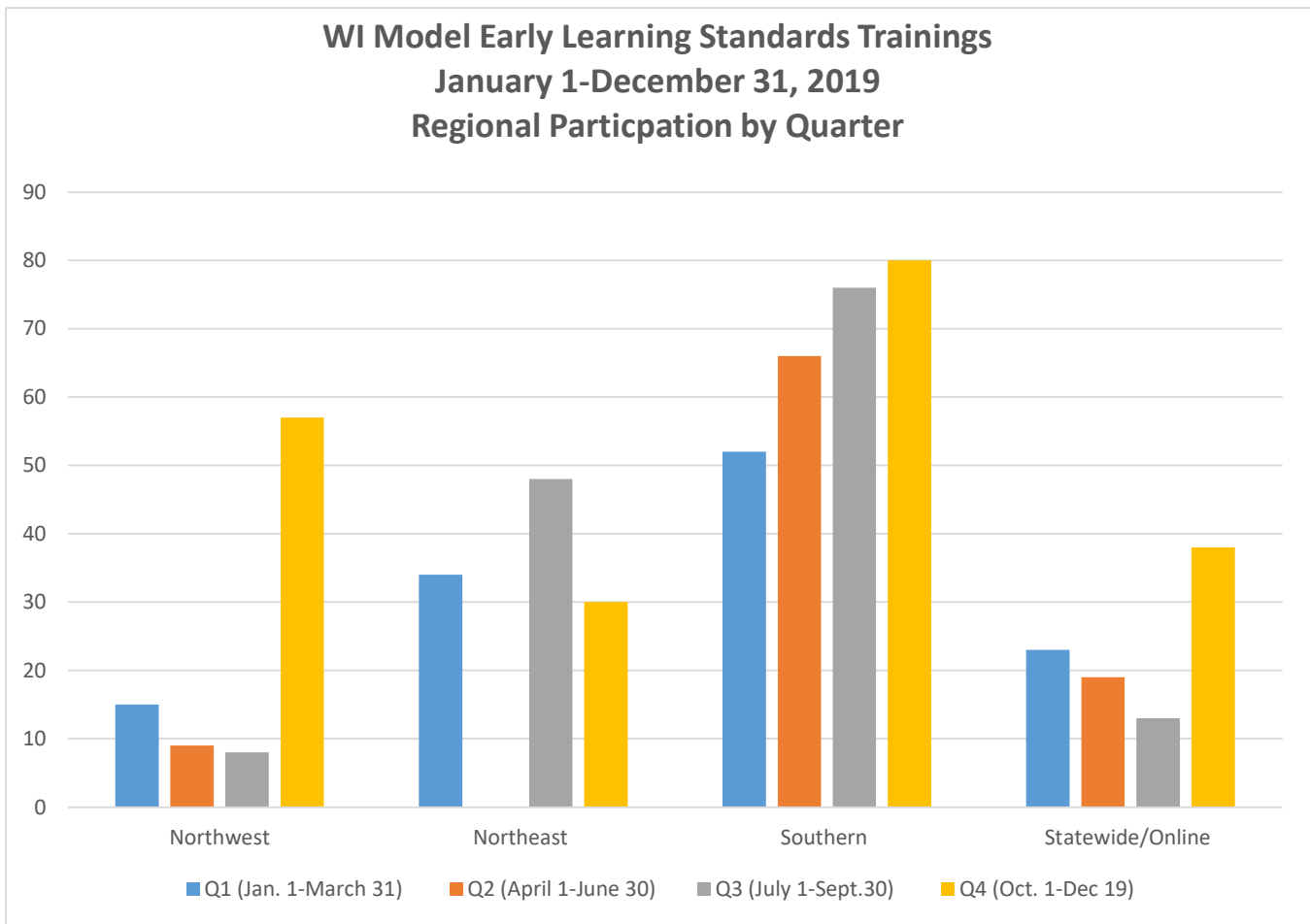
## WI Model Early Learning Standards Training (Jan. 1-Dec. 31, 2019)



*Region	Q1	Q2	Q3	Q4	Total
Northwest	1	1	1	2	5
Northeast	2		2	2	6
Southern	3	5	5	4	17
Statewide/Online	2	1	1	3	7
<b>Total</b>	8	7	9	11	35

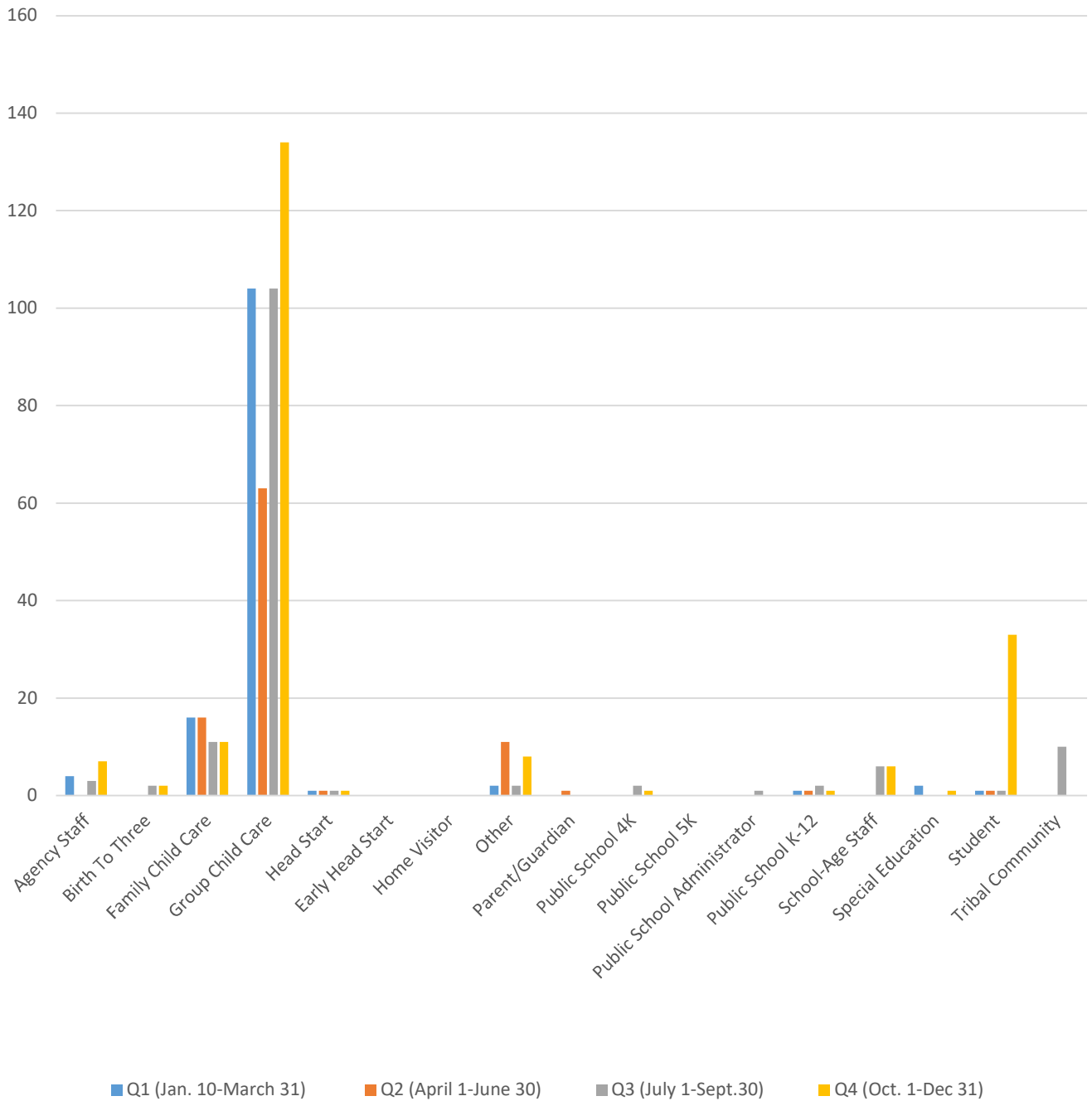
**\*The regions for Wisconsin Early Childhood Collaborating Partners have been restructured from the 6 to 3 regions in 2019.**

## WI Model Early Learning Standards Trainings January 1-December 31, 2019 Regional Participation by Quarter



<b>Region</b>	<b>Q 1</b>	<b>Q 2</b>	<b>Q 3</b>	<b>Q 4</b>	<b>Total</b>
Northwest	15	9	8	57	<b>89</b>
Northeast	34		48	30	<b>112</b>
Southern	52	66	76	80	<b>274</b>
Statewide/Online	23	19	13	38	<b>93</b>
<b>Total</b>	<b>124</b>	<b>94</b>	<b>145</b>	<b>205</b>	<b>568</b>

# WI Model Early Learning Standards Training January 1-December 31, 2019 Participation by Sector



**WI Model Early Learning Standards**  
**January 1-December 31, 2019**  
**Participation by Sector**

<b>Sector</b>	<b>Q1</b>	<b>Q2</b>	<b>Q3</b>	<b>Q4</b>	<b>Total</b>
Agency Staff	4	0	3	7	14
Birth To Three	0	0	2	2	4
Family Child Care	16	16	11	11	54
Group Child Care	104	63	104	134	415
Head Start	1	1	1	1	4
Early Head Start	0	0	0	0	0
Home Visitor	0	0	0	0	0
Other	2	11	2	8	23
Parent/Guardian	0	1	0	0	1
Public School 4K	0	0	2	1	3
Public School 5K	0	0	0	0	0
Public School Administrator	0	0	1	0	1
Public School K-12	1	1	2	1	5
School-Age Staff	0	0	6	6	12
Special Education	2	0	0	1	3
Student	1	1	1	33	36
Tribal Community	0	0	10	0	10
<b>Total</b>	<b>131</b>	<b>94</b>	<b>145</b>	<b>205</b>	<b>575</b>

Wisconsin Early Childhood Collaborating Partners Website  
 Wisconsin Model Early Learning Standards “Tab” Analytics.  
 Website Highlights for 2019

