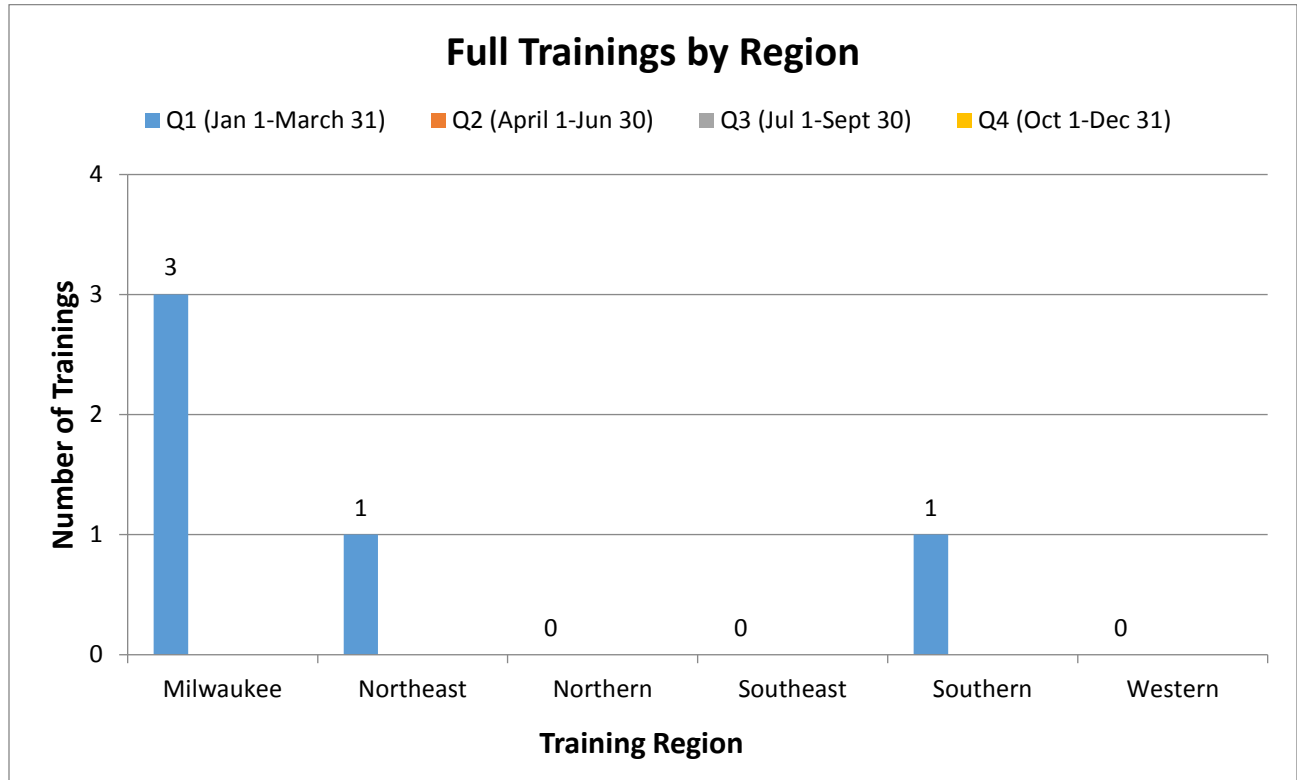
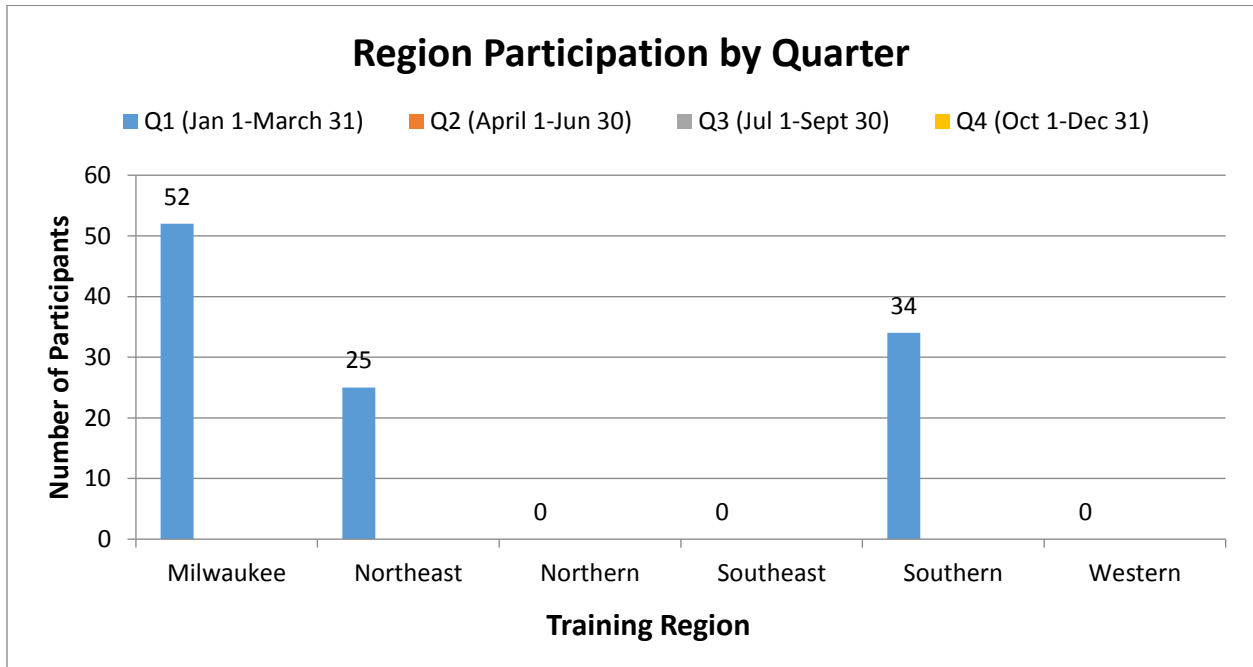


Wisconsin Model Early Learning Standards Training Report First Quarter: January 1, 2017-March 31, 2017



Full Trainings by Region: January 1-March 31, 2017

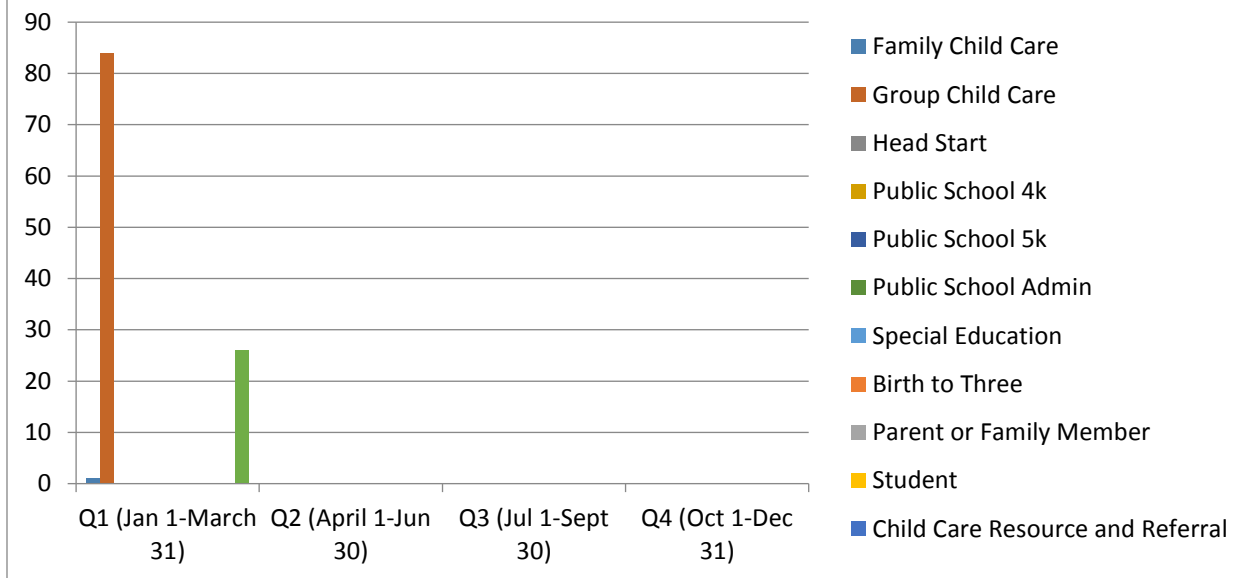
	Milwaukee	Northeast	Northern	Southeast	Southern	Western	Total
Q1 (Jan. 1-March 31)	3	1	0	0	1	0	5
Q2 (April 1-June 30)							
Q3 (July 1-Sept. 30)							
Q 4 (Oct. 1-Dec 31)							
Total	3	1	0	0	1	0	5



Region Participation: January 1-March 31, 2017

	Milwaukee	Northeast	Northern	Southeast	Southern	Western	Total
Q1 (Jan. 1-March 31)	52	25	0	0	34	0	111
Q2 (April 1-June 30)							
Q3 (July 1-Sept. 30)							
Q 4 (Oct. 1-Dec 31)							
Total	52	25	0	0	34	0	111

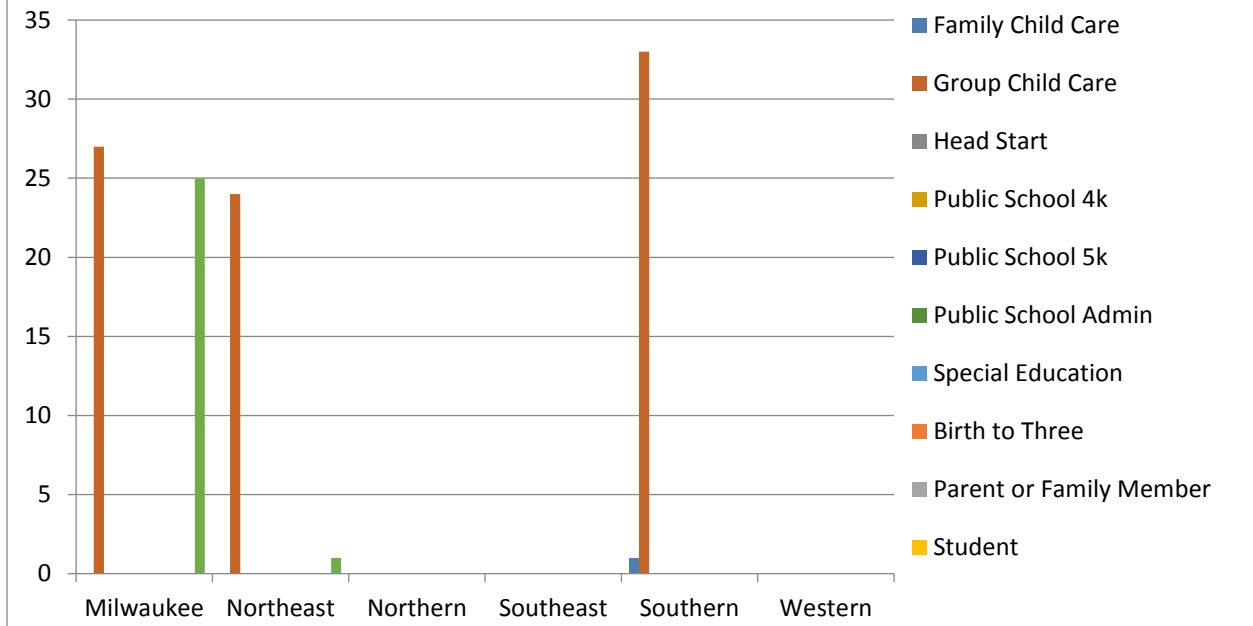
Sector Participation: January 1-March 31, 2017



Sector Participation: January 1-March 31, 2017

Sector	Q1 (Jan1-March 31)	Q2 (April 1- June 30)	Q3 (Jul1- Sept-30)	Q4 (Oct1- Dec31)	Total
Family Child Care	1				1
Group Child Care	84				84
Head Start	0				0
Public School 4K	0				0
Public School 5K	0				0
Public School Administration	0				0
Special Education	0				0
Birth to Three	0				0
Parent/Family Member	0				0
Student	0				0
Child Care Resource & Referral	0				0
Other	26				26
Total	111				111

Region Participation by Sector: January 1-March 31, 2017



Region Participation by Sector: January 1-March 31, 2017

Sector	Milwaukee	Northeast	Northern	Southeast	Southern	Western	Total
Family Child Care	0	0	0	0	1	0	1
Group Child Care	27	24	0	0	33	0	84
Head Start	0	0	0	0	0	0	0
Public School 4K	0	0	0	0	0	0	0
Public School 5K	0	0	0	0	0	0	0
Public School Administration	0	0	0	0	0	0	0
Special Education	0	0	0	0	0	0	0
Birth to Three	0	0	0	0	0	0	0
Parent/Family Member	0	0	0	0	0	0	0
Student	0	0	0	0	0	0	0
Child Care Resource & Referral	0	0	0	0	0	0	0
Other	25	1	0	0	0	0	26
Total	52	25	0	0	34	0	111

County Participation by Region

Region	County	Q 1 (Jan 1-March 31)	Q2 (April1-June 30)	Q3 (July 1-Sept 30)	Q 4 (Oct 1-Dec 31)	Total
Milwaukee	Milwaukee	3				3
Southern	Dane	1				1
Northeastern	Manitowoc	1				1
Total		5				5